

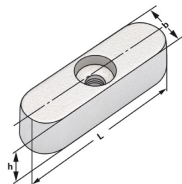
# Unášecí kameny

## Driving keys



### unašecí kámen pro kombi upínače

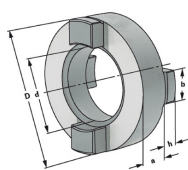
(feather keys for combi shell mill holders)



	h	b	L
UKK16	4	6	20
UKK22	6	6	25
UKK27	7	7	25
UKK32	7	8	28
UKK40	8	10	32

### unašecí kroužek pro kombi upínače

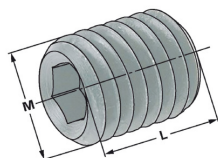
(clutch drive rings for combi shell mill holders)



	d	D	a	b	h
UKR16	16	32	10	8	5
UKR22	22	40	12	10	5,6
UKR27	27	46	12	12	6,3
UKR32	32	55	14	14	7
UKR40	40	68	14	16	8

### upínací šroub pro upínače Weldon DIN 1835-B

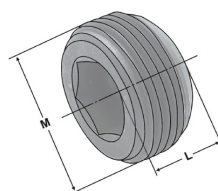
(clamping screws for Weldon chucks)



	M	L	pro průměr for diameter
SWM6	M6x1	10	6
SWM8	M8x1.25	10	8
SWM10	M10x1.5	12	10
SWM12	M12x1.75	16	12+14
SWM14	M14x2	16	16+18
SWM16	M16x2	16	20
SWM18x2	M18x2	20	25
SWM20x2x20	M20x2x20	20	32
SWM20x2x25	M20x2x25	25	40

### upínací šroub pro upínače Weldon

DIN 1835-B krátké provedení  
(clamping screws for Weldon  
chucks DIN 1835 B short version)



	pro upínač chuck	šroub screw	šroub screw	celkové množství pieces
SK40.35.WE.16.ADB		SWM14		1
SK40.35.WE.20.ADB		SWKM16x2x13		1
SK40.35.WE.25.ADB		SWKM16x1x10	SWKM16x1x8	2
SK40.65.WE.32.ADB		SWKM16x1x10		2
BT40.35.WE.16.ADB		SWM14		1
BT40.35.WE.20.ADB		SWKM16x2x13		1
BT40.35.WE.25.ADB		SWKM16x1x10	SWKM16x1x8	2
BT40.65.WE.32.ADB		SWKM16x1x8	SWKM16x1x12	2